



Kindergarten Newsletter

Newsletter: 5

5/11/2009

I would like to thank our KG 1 students and parents for their enthusiasm and participation in the "Family Projects". I got lots of very nice drawings of the spaceships. It seems you've made lots of researches on the internet as some of the drawings are very sophisticated and realistic. Well done! ☺
This week - "B is for books" project : see the sheet attached.

I'm also very proud of our KG2 students and their first dictation. I think you have practiced a lot and most of you got it right! Your handwriting has improved as well which makes me very happy. Keep it up!
For the KG2 students I have a new project called: "Reading Program"
More details: see the "At Home Reading Log" attached.

What's coming?

What?

We're going on a trip!!! ☺

When?

Tuesday 17/11 (KG2) and Wednesday 18/11 (KG1, Preschool & Nursery)

Where?

To the "Art Toon"!!!

What's in the program?

- Baking bread
- Art & Crafts
- Playing in the garden
- Gardening and planting
- Horseback riding

How much?

50 L.E

How?

Please send the money in an enclosed envelope labeled with your child's name and class. Kindly send it with the bus matron by Monday 16/11.

What else should I know?

Please send your child with a small bag, snack and a small bottle of mineral water.



Literacy Begins at Home A Letter for Parents

Dear Parents:

Reading aloud to your child can be one of your best parenting experiences! We hope that you and your child create many loving memories as you explore children's books together. Here are some tips from LiteracyConnections.com

- ♥ Don't wait until you think your child is "old enough" to be read to. You both can enjoy this experience sooner than you think--well before your child's first birthday.
- ♥ Make reading aloud a daily habit! It's a wonderful routine to help your child prepare for bedtime. Like all habits, this one may take a while to get established, but hang in there until it's a daily (or nightly) routine.
- ♥ Try to select an enjoyable core of books your child can choose from. Do they have bright, colorful pictures? Does the language flow in an enjoyable way as you read it, or does it sound unnatural and halting? Are the stories about topics your child might be interested in?
- ♥ Remember to keep it fun! Try to allow your child to select the books to be read. Yes, it's hard to read a book for the umpteenth time (we've been there!) but your child will gain a lot from these repeated readings--both emotionally and in preparation for his or her own reading development.
- ♥ Previewing books with your children is part of the fun! Look at the pictures and talk about them. As you chat about the pictures, you prepare your children to enjoy the book, and you can explain some words or names they will hear when you begin reading.
- ♥ This is an experience that you can really "get into." Roar like a lion, squeak like a mouse, and read your stories with great feeling!
- ♥ You'll want to be physically close to your child as you share books together. One of the best parts about reading aloud is having your child sit on your lap, or snuggled up to you.
- ♥ An enjoyable alternative to reading aloud can be the stories that you tell yourself! Your children will enjoy the tall tales you make up, or the family stories that you remember. But be sure to read books or tell a story EVERY DAY!
- ♥ Your children will probably want you to continue reading to them long after they are capable of doing it independently--because reading aloud isn't just about reading. It's a warm, loving experience that we hope that you'll continue for as long as your child desires.
LiteracyConnections.com

You can also check: www.readingrockets.org Fabulous!!! ☺

Revision

Please revise with your child:

Preschool & Nursery

Vocabulary – Bb- banana, ball

Number-2

Colors- red

KG1

Vocabulary : Bb- boy, ball, bag, banana

Math: number 2

Colors- yellow

KG2

Dictation on Sunday: classroom, music room, art room, playground

Spelling Practice

Let your child spell one word at a time following these steps:

1. Write and Spell

Write the word and spell it aloud.

(some children will need guidance in learning how to do this softly)

2. Copy and Spell

Copy the word and spell it again.

3. Cover and Spell

Fold the paper to cover the word. Write it from the memory.

4. Uncover and Spell

Open the paper. Check the spelling.

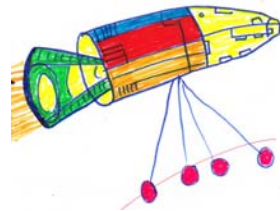
(this is a very important step. Children need to learn self-correct so misspellings are not being practiced)

Repeat these steps for each spelling word.


Made by:



Germean 1D



Marwan Saad 1H




Seif El Din Nader 1E

Most Responsible Student

Every week the teachers vote for their favourite candidates.

NURSERY- RETAG ABD EL HAMEED
PRESCHOOL A- ALI YASSER
KG1 A- MARIAM AHMED
KG1 C- MALAK MAHMOUD MAKRAM
KG1 E- YOUSSEF HAITHAM
KG1 G- AHMED YASSER
KG1 I - ADHAM WAHEED
KG2A - HAYNAMAH KHALED
KG2 C - ZIAD WAEL
KG2 E - YOUSSEF IHAB
KG2 G - ADHAM KOSSAY

And:
Mrs. Aida Kuko- our KG2 teacher



PRESCHOOL B- MARWAN AMR
KG1 B - AHMED MOHSEN
KG1 D - ZIAD HAZEM
KG1 F - SEIF AHMED MANSOUR
KG1 H - AHMED AMR
KG2B - ZIAD AYMAN
KG2 D - RAMY MAHMOUD
KG2 F - ROSHAN WALID
KG2 H - MALAK WAEL

Made by: Jana Mohamed KG1I



Made by: Malak Yaser 1D



Amr Sherif 1B



Mariam Ahmed 1A

Best regards, Mrs. Agnes Nowicka El Sahli